

K.J.Somaiya Institute of Engineering and Information Technology

Somaiya Ayurvihar Complex,Sion (East),Mumbai-400 022
(ON BEHALF OF UNIVERSITY OF MUMBAI)

FIRST YEAR ELECTRONICS & TELECOMMUNICATION ENGINEERING SEM I (SCHEME I) Autonomous (CBCGS Scheme I 2021-22) Examination held in DECEMBER 2021

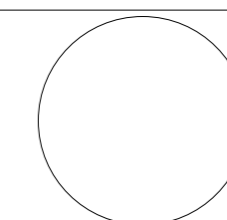
Sr. No.	Name of the Student Seat No.	Maximum Minimum	IUBSC101					IUBSC102					IUBSC103					IUBSC104					IUBSC105					IUBSL102		IUBSL103		IUBSL104			IUBSL105			IUBSW106		IUBSXS11		Out of 675	Result	EC	ECG	SGPI
			Engineering Mathematics I					Engineering Physics					Engineering Chemistry					Engineering Mechanics					Basics of Electrical Engineering					Engineering Physics Laboratory		Engineering Chemistry Laboratory		Engineering Mechanics Laboratory			Basics of Electrical Engineering Laboratory			Workshop I		Skill Based Learning (SAT -I)						
			SE	IA	T1	T2	TOT	SE	IA	T1	T2	TOT	SE	IA	T1	T2	TOT	SE	IA	T1	T2	TOT	SE	IA	T1	T2	TOT	SE	IA	T1	T2	TOT	TW	TW	TW	ORA	TOT	TW	ORA	TOT	TW					
1	ADHYAPAK AKASH VINOD ARCHANA	60 24	10 4	15 6	15 6	98 40	45 18	09 4	09 4	10 4	73 30	40 18	09 4	09 4	10 4	68 30	57 24	08 4	15 6	13 6	93 40	56 24	10 4	15 6	15 6	96 40	25 10	25 10	25 10	25 10	50 20	25 10	25 10	50 20	25 10	25 10	50 20	25 10	25 10	636	P	18	180	10		
2	AGRE YASH SUBHASH RACHANA	58 09	13 0	14 0	94 0	44 0	08 0	09 0	09 0	70 10	32 10	10 0	10 0	10 0	62 10	52 10	07 0	14 0	14 0	87 10	58 10	05 0	10 0	15 0	88 0	23 0	17 0	18 0	14 0	32 0	21 0	18 0	39 0	44 0	20 0	20 0	576	P	18	174.5	9.69					
3	ALIM OM JAGDISH JANHAVI	52 10	09 0	13 0	84 0	39 0	08 0	10 0	09 0	66 0	31 0	10 0	09 0	09 0	59 0	57 0	05 0	13 0	12 0	87 0	55 0	10 0	12 0	15 0	92 0	24 0	22 0	23 0	22 0	45 0	23 0	18 0	41 0	42 0	20 0	20 0	582	P	18	178	9.89					
4	AMBROSE FREDRICK JAMES RAICHEL	54 10	08 0	14 0	86 0	42 0	09 0	10 0	07 0	68 0	36 0	10 0	06 0	09 0	61 0	50 0	04 0	13 0	12 0	79 0	51 0	10 0	10 0	15 0	86 0	25 0	23 0	22 0	20 0	42 0	22 0	17 0	39 0	43 0	20 0	20 0	572	P	18	176	9.78					
5	AMRUTKAR NITANSHU NANDKISHOR JYOTI	60 10	14 0	14 0	98 0	45 0	08 0	10 0	10 0	73 0	33 0	09 0	10 0	09 0	61 0	54 0	06 0	15 0	15 0	90 0	60 0	09 0	15 0	15 0	99 0	23 0	23 0	20 0	17 0	37 0	23 0	19 0	42 0	46 0	20 0	20 0	612	P	18	178	9.89					
6	ASAWA MADHAV SURESH ARCHANA	59 10	13 0	15 0	97 0	45 0	09 0	10 0	10 0	74 0	41 0	10 0	10 0	04 0	65 0	56 0	10 0	15 0	15 0	96 0	59 0	10 0	14 0	15 0	98 0	25 0	21 0	23 0	23 0	46 0	24 0	20 0	44 0	42 0	23 0	23 0	631	P	18	180	10					
7	/BHAIK ARRYA RAKESH LEENA	59 10	14 0	15 0	98 0	45 0	09 0	10 0	10 0	74 0	36 0	10 0	09 0	09 0	64 0	58 0	09 0	15 0	14 0	96 0	58 0	10 0	15 0	15 0	98 0	25 0	22 0	21 0	18 0	39 0	23 0	20 0	43 0	45 0	24 0	24 0	628	P	18	179	9.94					
8	BHARADWAJ AMAN RADHEYKRISHNA MANJU	54 10	15 0	14 0	93 0	38 0	06 0	10 0	10 0	64 0	30 0	09 0	09 0	10 0	58 0	47 0	08 0	13 0	13 0	81 0	51 0	10 0	13 0	15 0	89 0	21 0	23 0	10 0	15 0	25 0	16 0	18 0	34 0	43 0	20 0	20 0	551	P	18	171	9.5					

/:FEMALE,#:0.229, @:0.5042, *:0.5045, ADC - Admission Cancelled, RR-Reserved, -- : Fails in Theory or Practical, PRV - Provisional, RCC - 0.5050, A.ABS - Absent, F - Fails, P - Passes, NULL-Null & Void,- Dyslexia Benefit/Person with Disability

G : Grade, GP : GradePoint, C : Credits, CP : Credit Points, ECG : Sum of product of credits & grades, EC : Sum of Creditpoints, SGPI : ECG / EC

[Marks/Grade/GradePoint] : [>=80 and <=100 / O / 10] [>=75 and <80 / A / 9] [>=70 and <75 / B / 8] [>=60 and <70 / C / 7] [>=50 and <60 / D / 6] [>=45 and <50 / E / 5] [>=40 and <45 / P / 4] [>=0 and <40 / F / 0]

Entered by : _____ Read by : _____ Checked by : _____ Principal : _____



FIRST YEAR ELECTRONICS & TELECOMMUNICATION ENGINEERING SEM I (SCHEME I) Autonomous (CBCGS Scheme I 2021-22) Examination held in DECEMBER 2021

Sr. No.	Name of the Student Seat No.	Maximum Minimum	IUBSC101 Engineering Mathematics I					IUBSC102 Engineering Physics					IUBSC103 Engineering Chemistry					IUBSC104 Engineering Mechanics					IUBSC105 Basics of Electrical Engineering					IUBSL102 Engineering Physics Laboratory		IUBSL103 Engineering Chemistry Laboratory		IUBSL104 Engineering Mechanics Laboratory			IUBSL105 Basics of Electrical Engineering Laboratory			IUBSW106 Workshop I		IUBSXS11 Skill Based Learning (SAT -I)	Out of 675	Result EC ECG SGPI						
			SE	IA	T1	T2	TOT	SE	IA	T1	T2	TOT	SE	IA	T1	T2	TOT	SE	IA	T1	T2	TOT	SE	IA	T1	T2	TOT	SE	IA	T1	T2	TOT	TW	ORA	TOT	TW	ORA	TOT	TW	ORA			TOT	TW	ORA	TOT	TW	
17	DONGRI ZIABANU FAZAL MEHMOOD KHURSHID	60 24	10 4	15 6	14 6	14 40	98	45 18	09 4	09 4	10 4	10 4	73 30	37 18	10 4	09 4	09 4	65 30	50 24	09 4	15 6	15 6	89 40	57 24	10 4	15 6	15 6	97	25 10			25 10	25 10	25 10	50 20	25 10	25 10	50 20	20 10	20 10	24 10	24 10	614	P				
	21211017		O	O	O	O	O	O	O	O	O	O	O	O	O	O	O	O	O	O	O	O	O	O	O	O	O	O	O	O	O	O	A	C	C	O	B	O	O	O	O	O	O	O	O	18	177	9.83
18	FATKAR TEJAS RAMESHWAR VARSHA	58 24	10 4	13 6	14 6	95	43 18	09 4	09 4	09 4	09 4	70 30	43 18	10 4	10 4	08 4	71 30	56 24	09 4	15 6	13 6	93 40	60 24	10 4	13 6	15 6	98	25 10			23 10	23 10	18 10	38 20	23 10	20 10	43 20	43 10	12	611	P							
	21211018		O	O	O	O	O	O	O	O	O	O	O	O	O	O	O	O	O	O	O	O	O	O	O	O	O	O	O	O	O	O	O	B	A	O	O	O	O	O	O	O	O	O	O	18	174	9.67
19	GAIKWAD KSHITIJ PRAKASH JYOTI	56 24	10 4	14 6	14 6	94	45 18	09 4	10 4	10 4	74 30	34 18	09 4	10 4	09 4	62 30	57 24	08 4	15 6	15 6	95 40	58 24	09 4	15 6	15 6	97	23 10			22 10	20 10	17 10	37 20	24 10	23 10	47 20	43 10	23	617	P								
	21211019		O	O	O	O	O	O	O	O	O	O	A	O	O	O	O	O	O	O	O	O	O	O	O	O	O	O	O	O	O	O	O	C	B	O	O	O	O	O	O	O	O	O	O	18	178	9.89
20	GAIKWAD ROMIT SUNIL NEETA	50 24	09 4	13 6	11 6	83	39 18	07 4	09 4	09 4	64 30	31 18	08 4	08 4	07 4	54 30	43 24	07 4	07 4	07 4	64 30	55 24	10 4	10 4	15 6	90	24 10			23 10	22 10	20 10	42 20	23 10	20 10	43 20	45	552	P									
	21211020		O	O	O	B	O	O	B	O	O	O	C	O	O	B	B	B	B	E	E	C	O	O	O	C	O	O	O	O	O	O	O	O	O	O	O	O	O	O	O	O	O	O	O	18	167	9.28
21	GOPANI RUDRA BHARAT JAYSHREE	55 24	09 4	13 6	14 6	91	44 18	08 4	09 4	09 4	70 30	36 18	09 4	09 4	10 4	64 30	50 24	07 4	13 6	11 6	81 40	55 24	10 4	11 6	15 6	91	24 10			22 10	20 10	16 10	36 20	22 10	18 10	40 20	43	582	P									
	21211021		O	O	O	O	O	O	O	O	O	O	O	O	O	O	O	O	B	O	B	O	O	O	O	B	O	O	O	O	O	O	O	C	B	O	B	O	O	O	O	O	O	O	O	18	178	9.89
22	GUPTA AAKASH RAJIV KAVITA	59 24	10 4	14 6	14 6	97	37 18	09 4	10 4	09 4	65 30	33 18	09 4	09 4	09 4	60 30	55 24	05 4	15 6	12 6	87 40	55 24	05 4	14 6	15 6	89	22 10			20 10	12 10	19 10	31 20	23 10	20 10	43 20	43	577	P									
	21211022		O	O	O	O	O	O	O	O	O	O	B	O	O	O	O	O	D	O	O	O	O	O	D	O	O	O	O	O	O	O	E	A	C	O	O	O	O	O	O	O	O	O	O	18	177	9.83
23	HAGE PRASHANT SONAJI PRATIBHA	60 24	10 4	15 6	14 6	99	45 18	09 4	09 4	10 4	73 30	43 18	09 4	09 4	09 4	70 30	57 24	08 4	15 6	14 6	94 40	60 24	10 4	15 6	15 6	100	22 10			24 10	21 10	18 10	39 20	23 10	19 10	42 20	42	625	P									
	21211023		O	O	O	O	O	O	O	O	O	O	O	O	O	O	O	O	O	O	O	O	O	O	O	O	O	O	O	O	O	O	O	B	A	O	A	O	O	O	O	O	O	O	O	18	179	9.94
24	HEDA OO VEDANT SURYAKANT RASHMI	60 24	10 4	15 6	14 6	99	45 18	10 4	10 4	10 4	75 30	40 18	09 4	10 4	09 4	68 30	58 24	08 4	15 6	15 6	96 40	60 24	10 4	11 6	15 6	96	25 10			24 10	23 10	22 10	45 20	24 10	21 10	45 20	46	639	P									
	21211024		O	O	O	O	O	O	O	O	O	O	O	O	O	O	O	O	O	O	O	O	O	O	O	B	O	O	O	O	O	O	O	O	O	O	O	O	O	O	O	O	O	O	O	18	180	10

/:FEMALE,#:0.229, @:0.5042, *:0.5045, ADC - Admission Cancelled, RR-Reserved, -- : Fails in Theory or Practical, PRV - Provisional, RCC - 0.5050, A.ABS - Absent, F - Fails, P - Passes, NULL-Null & Void,- Dyslexia Benefit/Person with Disability

G : Grade, GP : GradePoint, C : Credits, CP : Credit Points, ECG : Sum of product of credits & grades, EC : Sum of Creditpoints, SGPI : ECG / EC

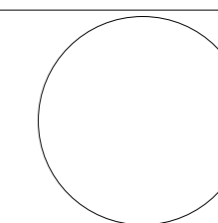
[Marks/Grade/GradePoint] : [≥=80 and <=100 / O / 10] [≥=75 and <80 / A / 9] [≥=70 and <75 / B / 8] [≥=60 and <70 / C / 7] [≥=50 and <60 / D / 6] [≥=45 and <50 / E / 5] [≥=40 and <45 / P / 4] [≥=0 and <40 / F / 0]

Entered by :

Read by :

Checked by :

Principal :



FIRST YEAR ELECTRONICS & TELECOMMUNICATION ENGINEERING SEM I (SCHEME I) Autonomous (CBCGS Scheme I 2021-22) Examination held in DECEMBER 2021

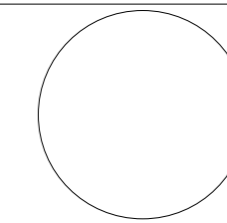
Sr. No.	Name of the Student Seat No.	Maximum Minimum	IUBSC101 Engineering Mathematics I					IUBSC102 Engineering Physics					IUBSC103 Engineering Chemistry					IUBSC104 Engineering Mechanics					IUBSC105 Basics of Electrical Engineering					IUBSL102 Engineering Physics Laboratory		IUBSL103 Engineering Chemistry Laboratory		IUBSL104 Engineering Mechanics Laboratory			IUBSL105 Basics of Electrical Engineering Laboratory			IUBSW106 Workshop I		IUBSXS11 Skill Based Learning (SAT -I)	Out of 675	Result EC ECG SGPI												
			SE	IA	T1	T2	TOT	SE	IA	T1	T2	TOT	SE	IA	T1	T2	TOT	SE	IA	T1	T2	TOT	SE	IA	T1	T2	TOT	SE	IA	T1	T2	TOT	TW	ORA	TOT	TW	ORA	TOT	TW	ORA			TOT	TW	ORA	TOT	TW							
25	JADHAV NISHANT ANIL ASMITA	47	10	14	14	85	38	09	09	07	63	31	10	08	09	58	54	05	15	10	84	56	08	15	15	94	25	10	25	25	50	25	25	50	25	25	50	50	20	20	50	20	20	25	558	P								
	21211025		A	O	O	O	O	O	O	B	O	C	O	O	O	A	O	D	O	C	O	O	O	O	O	O	O	O	O	O	O	O	O	C	A	C	O	O	O	O	O	O	O	O	O	18	173	9.61						
26	JAIN ADITYA HITESH REENA	60	10	08	14	92	45	09	09	10	73	41	09	09	05	64	57	08	14	14	93	57	09	14	15	95	25	10	23	18	14	32	23	18	41	42	20	20	42	20	20	20	600	P										
	21211026		O	O	D	O	O	O	O	O	O	O	O	O	D	O	O	O	O	O	O	O	O	O	O	O	O	O	O	O	O	O	O	B	D	C	O	B	O	O	O	O	O	O	O	O	18	177	9.83					
27	JOSHI SAHIL BHIBHUTIBHUSHAN ANUPAMA	52	09	12	15	88	44	05	08	09	66	35	09	10	09	63	50	05	15	14	84	59	10	13	15	97	19	10	23	15	10	25	22	19	41	42	20	20	42	20	20	12	560	P										
	21211027		O	O	O	O	O	D	O	O	O	A	O	O	O	O	O	D	O	O	O	O	O	O	O	A	O	O	C	P	D	O	A	O	O	O	O	O	B	O	O	O	O	O	O	O	O	O	O	18	170.5	9.47		
28	KACHHADIA PARTH SURESH NITA	60	10	14	12	96	43	08	09	09	69	37	10	10	09	66	57	08	15	15	95	59	10	15	15	99	21	10	23	21	19	40	24	22	46	42	20	20	42	20	20	20	617	P										
	21211028		O	O	O	O	O	O	O	O	O	O	O	O	O	O	O	O	O	O	O	O	O	O	O	O	O	O	O	A	O	O	O	O	O	O	O	O	A	O	O	O	O	O	O	O	O	O	O	18	180	10		
29	KADAM PRANAV VIJAY SHARMILA	50	10	14	14	88	41	08	10	10	69	32	09	08	10	59	43	07	14	13	77	45	10	14	15	84	21	10	20	15	11	26	21	18	39	44	20	20	44	20	20	20	547	P										
	21211029		O	O	O	O	O	O	O	O	O	B	O	O	O	A	B	B	O	O	A	A	O	O	O	O	O	O	C	P	D	O	B	A	O	O	O	O	B	A	O	O	O	O	O	O	O	O	O	18	170	9.44		
30	KALE ANKIT VINAYAK DURGA	59	10	14	14	97	44	09	09	10	72	40	09	10	08	67	55	09	09	15	88	59	10	15	15	99	25	10	19	22	21	43	23	19	42	43	20	20	43	20	20	20	615	P										
	21211030		O	O	O	O	O	O	O	O	O	O	O	O	O	O	O	O	O	C	O	O	O	O	O	O	O	O	O	O	O	O	O	A	O	O	O	O	O	O	A	O	O	O	O	O	O	O	O	O	O	18	179.5	9.97
31	KANNAN SHANKAR B KANNAN SARASWATHY	55	10	14	14	93	43	09	07	10	69	32	09	08	09	58	57	07	13	09	86	55	10	15	15	95	25	10	23	20	18	38	22	23	45	42	20	20	42	20	20	20	594	P										
	21211031		O	O	O	O	O	O	B	O	O	B	O	O	O	A	O	B	O	C	O	O	O	O	O	O	O	O	O	B	A	O	O	O	O	O	O	O	B	A	O	O	O	O	O	O	O	O	O	18	177	9.83		
32	KATARIYA VIDHISHA BIPIN ARATI	60	10	14	14	98	45	08	10	10	73	39	10	09	09	67	55	07	15	15	92	59	10	14	15	98	25	10	22	21	19	40	23	20	43	42	20	20	42	20	20	20	620	P										
	21211032		O	O	O	O	O	O	O	O	O	O	O	O	O	O	O	O	B	O	O	O	O	O	O	O	O	O	O	A	O	O	O	O	O	O	O	O	A	O	O	O	O	O	O	O	O	O	O	18	180	10		

/:FEMALE,#:0.229, @:0.5042, *:0.5045, ADC - Admission Cancelled, RR-Reserved, -- : Fails in Theory or Practical, PRV - Provisional, RCC - 0.5050, A.ABS - Absent, F - Fails, P - Passes, NULL-Null & Void, - Dyslexia Benefit/Person with Disability

G : Grade, GP : GradePoint, C : Credits, CP : Credit Points, ECG : Sum of product of credits & grades, EC : Sum of Creditpoints, SGPI : ECG / EC

[Marks/Grade/GradePoint] : [≥=80 and <=100 / O / 10] [≥=75 and <80 / A / 9] [≥=70 and <75 / B / 8] [≥=60 and <70 / C / 7] [≥=50 and <60 / D / 6] [≥=45 and <50 / E / 5] [≥=40 and <45 / P / 4] [≥=0 and <40 / F / 0]

Entered by : _____ Read by : _____ Checked by : _____ Principal : _____



FIRST YEAR ELECTRONICS & TELECOMMUNICATION ENGINEERING SEM I (SCHEME I) Autonomous (CBCGS Scheme I 2021-22) Examination held in DECEMBER 2021

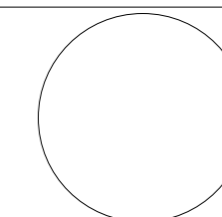
Sr. No.	Name of the Student Seat No.	Maximum Minimum	IUBSC101 Engineering Mathematics I					IUBSC102 Engineering Physics					IUBSC103 Engineering Chemistry					IUBSC104 Engineering Mechanics					IUBSC105 Basics of Electrical Engineering					IUBSL102 Engineering Physics Laboratory		IUBSL103 Engineering Chemistry Laboratory		IUBSL104 Engineering Mechanics Laboratory			IUBSL105 Basics of Electrical Engineering Laboratory			IUBSW106 Workshop I		IUBSXS11 Skill Based Learning (SAT -I)		Out of 675	Result EC ECG SGPI
			SE	IA	T1	T2	TOT	SE	IA	T1	T2	TOT	SE	IA	T1	T2	TOT	SE	IA	T1	T2	TOT	SE	IA	T1	T2	TOT	TW	TW	TW	ORA	TOT	TW	ORA	TOT	TW	TW						
33	KATHAR HIMANSHU VINOD VAISHALI 21211033	Marks Obtained	43	10	10	14	77	35	06	06	08	55	28	06	09	05	48	35	04	10	10	59	41	08	10	15	74	25	25	25	25	50	25	25	50	50	25	20	20	470	P		
		Grade	B	O	C	O	A	A	C	C	O	B	C	C	O	D	C	D	P	C	C	D	C	O	C	O	B	B	D	P	D	D	A	A	A	O	O	18	141	7.83			
		Grade Pt.					9					8					7					6					6	8	6			6			9	10	10						
		Credit Pt.					3					2					2					3					3	.5	.5			1			1	1	1						
34	KHAN MOHAMMED AYAAN AMEEN NASREEN 21211034	Marks Obtained	60	10	14	15	99	45	08	10	10	73	38	10	09	09	66	57	06	15	15	93	58	10	13	15	96	19	21	20	18	38	21	20	41	44	22	612	P				
		Grade	O	O	O	O	O	O	O	O	O	O	O	O	O	O	O	O	C	O	O	O	O	O	O	O	O	A	O	O	B	A	O	O	O	O	O	18	178.5	9.92			
		Grade Pt.					10					10					10					10					10	9	10			9			10	10	10						
		Credit Pt.					3					2					2					3					3	.5	.5			1			1	1	1						
35	KUMAR UTKARSH SHASHI SHEKHAR SINGH ANURADHA 21211035	Marks Obtained	55	10	15	14	94	42	08	10	09	69	32	09	10	08	59	50	07	15	14	86	57	08	13	15	93	25	21	22	20	42	22	20	42	43	20	594	P				
		Grade	O	O	O	O	O	O	O	O	O	O	B	O	O	O	A	O	B	O	O	O	O	O	O	O	O	O	O	O	O	O	O	O	O	O	O	18	178	9.89			
		Grade Pt.					10					10					9					10					10	10	10			10			10	10	10						
		Credit Pt.					3					2					2					3					3	.5	.5			1			1	1	1						
36	LUKKA HASTI HARDIKBHAI AVANI 21211036	Marks Obtained	60	10	13	14	97	43	07	10	10	70	37	10	09	09	65	58	08	14	14	94	58	08	11	14	91	24	24	23	21	44	21	20	41	41	20	611	P				
		Grade	O	O	O	O	O	O	B	O	O	O	O	O	O	O	O	O	O	O	O	O	O	O	B	O	O	O	O	O	O	O	O	O	O	O	O	18	180	10			
		Grade Pt.					10					10					10					10					10	10	10			10			10	10	10						
		Credit Pt.					3					2					2					3					3	.5	.5			1			1	1	1						
37	MANEK JAY BHAVESH TRUPTI 21211037	Marks Obtained	56	10	13	14	93	45	09	10	10	74	35	09	09	09	62	54	09	15	14	92	59	10	15	15	99	25	24	23	21	44	23	23	46	44	22	625	P				
		Grade	O	O	O	O	O	O	O	O	O	O	A	O	O	O	O	O	O	O	O	O	O	O	O	O	O	O	O	O	O	O	O	O	O	O	O	18	180	10			
		Grade Pt.					10					10					10					10					10	10	10			10			10	10	10						
		Credit Pt.					3					2					2					3					3	.5	.5			1			1	1	1						
38	MEHTA PARSHVA RAVINDRA SANGITA 21211038	Marks Obtained	59	10	14	14	97	42	08	09	10	69	36	10	09	10	65	55	08	15	15	93	60	10	15	15	100	22	23	22	20	42	23	21	44	42	20	617	P				
		Grade	O	O	O	O	O	O	O	O	O	O	O	O	O	O	O	O	O	O	O	O	O	O	O	O	O	O	O	O	O	O	O	O	O	O	O	18	180	10			
		Grade Pt.					10					10					10					10					10	10	10			10			10	10	10						
		Credit Pt.					3					2					2					3					3	.5	.5			1			1	1	1						
39	MELLI MANOJ RANGANNA SAVITA 21211039	Marks Obtained	56	10	14	14	94	43	09	10	10	72	35	10	09	10	64	54	08	15	15	92	58	10	12	15	95	25	21	18	15	33	22	19	41	43	20	600	P				
		Grade	O	O	O	O	O	O	O	O	O	O	A	O	O	O	O	O	O	O	O	O	O	O	O	O	O	O	O	B	C	C	O	A	O	O	O	18	177	9.83			
		Grade Pt.					10					10					10					10					10	10	10			7			10	10	10						
		Credit Pt.					3					2					2					3					3	.5	.5			1			1	1	1						
40	MOURYA MANISH BHARAT ANITA 21211040	Marks Obtained	38	07	14	14	73	41	09	09	06	65	41	10	10	06	67	47	07	15	13	82	60	09	14	15	98	25	23	21	19	40	23	22	45	43	21	582	P				
		Grade	C	B	O	O	B	O	O	O	C	O	O	O	O	C	O	A	B	O	O	O	O	O	O	O	O	O	O	O	A	O	O	O	O	O	O	18	174	9.67			
		Grade Pt.					8					10					10					10					10	10	10			10			10	10	10						
		Credit Pt.					3					2					2					3					3	.5	.5			1			1	1	1						

/:FEMALE,#:0.229, @:0.5042, *:0.5045, ADC - Admission Cancelled, RR-Reserved, -- : Fails in Theory or Practical, PRV - Provisional, RCC - 0.5050, A.ABS - Absent, F - Fails, P - Passes,NULL-Null & Void,- Dyslexia Benefit/Person with Disability

G : Grade, GP : GradePoint, C : Credits, CP : Credit Points, ECG : Sum of product of credits & grades, EC : Sum of Creditpoints, SGPI : ECG / EC

[Marks/Grade/GradePoint] : [≥=80 and ≤=100 / O / 10] [≥=75 and <80 / A / 9] [≥=70 and <75 / B / 8] [≥=60 and <70 / C / 7] [≥=50 and <60 / D / 6] [≥=45 and <50 / E / 5] [≥=40 and <45 / P / 4] [≥=0 and <40 / F / 0]

Entered by : Read by : Checked by : Principal :



FIRST YEAR ELECTRONICS & TELECOMMUNICATION ENGINEERING SEM I (SCHEME I) Autonomous (CBCGS Scheme I 2021-22) Examination held in DECEMBER 2021

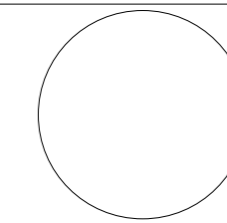
Sr. No.	Name of the Student Seat No.	Maximum Minimum	IUBSC101 Engineering Mathematics I					IUBSC102 Engineering Physics					IUBSC103 Engineering Chemistry					IUBSC104 Engineering Mechanics					IUBSC105 Basics of Electrical Engineering					IUBSL102 Engineering Physics Laboratory		IUBSL103 Engineering Chemistry Laboratory		IUBSL104 Engineering Mechanics Laboratory			IUBSL105 Basics of Electrical Engineering Laboratory			IUBSW106 Workshop I		IUBSXS11 Skill Based Learning (SAT -I)	Out of 675	Result EC ECG SGPI			
			SE	IA	T1	T2	TOT	SE	IA	T1	T2	TOT	SE	IA	T1	T2	TOT	SE	IA	T1	T2	TOT	SE	IA	T1	T2	TOT	SE	IA	T1	T2	TOT	TW	ORA	TOT	TW	ORA	TOT	TW	ORA			TOT	TW	ORA
41	MUTHUMANI ADARSH RAVIKUMAR DEEPA	42	10	09	11	72	36	08	06	07	57	26	09	09	09	53	37	05	11	10	63	49	10	10	15	84	25	25	25	25	50	25	25	50	50	50	25	20	41	43	20	493	P		
	21211041					8				9					8					7					10				8	4			10			10			10			10	18	152	8.44
42	PAL ARYAN SUBHASHCHANDRA REKHA	58	10	14	14	96	42	07	09	10	68	33	09	10	10	62	48	05	15	15	83	60	10	15	15	100	23	22	12	20	32	23	20	43	43	43	20	592	P						
	21211042					10				10					10					10					10				10	7			10			10			10	18	177	9.83			
43	PALATASINGH SAYAN JUDHISTHIR GITANJALI	53	10	11	14	88	43	08	10	09	70	38	09	10	09	66	52	05	15	11	83	47	10	15	15	87	25	23	21	18	39	24	20	44	45	45	20	590	P						
	21211043					10				10					10					10					10				10	9			10			10			10	18	179	9.94			
44	PANCHAL JAIVICK PANKAJ NAINA	42	10	10	12	74	45	08	06	09	68	39	09	02@2	10	60	42	07	11	15	75	52	10	09	14	85	22	24	22	20	42	23	20	43	43	43	20	556@2	P@						
	21211044					8				10					10					9					10				10	10			10			10			10	18	171	9.5			
45	PANDORE AISHWARY PURUSHOTTAM DEVYANI	52	10	13	14	89	44	09	08	10	71	39	08	06	07	60	53	08	08	13	82	59	10	15	15	99	24	23	22	20	42	22	21	43	45	45	20	598	P						
	21211045					10				10					10					10					10				10	10			10			10			10	18	180	10			
46	PARDHI KOMAL GULZARILAL SHASHIKALA	59	10	12	13	94	43	09	08	10	70	38	07	10	09	64	50	06	15	09	80	60	09	15	15	99	23	23	23	21	44	23	20	43	43	43	20	603	P						
	21211046					10				10					10					10					10				10	10			10			10			10	18	180	10			
47	PARMESHWAR HARIVANSH RAMESH MAMTA	55	10	14	15	94	44	07	10	10	71	35	05	09	10	59	49	07	06	13	75	57	10	13	15	95	20	22	23	23	46	23	20	43	42	42	22	589	P						
	21211047					10				10					9					9					10				10	10			10			10			10	18	175	9.72			
48	PATEL NAITIKKUMAR JAYESHKUMAR NISHA	59	10	15	14	98	45	09	09	10	73	42	10	09	09	70	57	08	15	15	95	59	10	15	15	99	25	24	18	15	33	23	22	45	44	44	20	626	P						
	21211048					10				10					10					10					10				7			10			10			10	18	177	9.83				

/:FEMALE,#:0.229, @:0.5042, *:0.5045, ADC - Admission Cancelled, RR-Reserved, -- : Fails in Theory or Practical, PRV - Provisional, RCC - 0.5050, A.ABS - Absent, F - Fails, P - Passes, NULL-Null & Void,- Dyslexia Benefit/Person with Disability

G : Grade, GP : GradePoint, C : Credits, CP : Credit Points, ECG : Sum of product of credits & grades, EC : Sum of Creditpoints, SGPI : ECG / EC

[Marks/Grade/GradePoint] : [≥=80 and <=100 / O / 10] [≥=75 and <80 / A / 9] [≥=70 and <75 / B / 8] [≥=60 and <70 / C / 7] [≥=50 and <60 / D / 6] [≥=45 and <50 / E / 5] [≥=40 and <45 / P / 4] [≥=0 and <40 / F / 0]

Entered by : _____ Read by : _____ Checked by : _____ Principal : _____



FIRST YEAR ELECTRONICS & TELECOMMUNICATION ENGINEERING SEM I (SCHEME I) Autonomous (CBCGS Scheme I 2021-22) Examination held in DECEMBER 2021

Sr. No.	Name of the Student Seat No.	Maximum Minimum	IUBSC101 Engineering Mathematics I					IUBSC102 Engineering Physics					IUBSC103 Engineering Chemistry					IUBSC104 Engineering Mechanics					IUBSC105 Basics of Electrical Engineering					IUBSL102 Engineering Physics Laboratory		IUBSL103 Engineering Chemistry Laboratory		IUBSL104 Engineering Mechanics Laboratory			IUBSL105 Basics of Electrical Engineering Laboratory			IUBSW106 Workshop I		IUBSXS11 Skill Based Learning (SAT -I)		Out of 675	Result EC ECG SGPI		
			SE	IA	T1	T2	TOT	SE	IA	T1	T2	TOT	SE	IA	T1	T2	TOT	SE	IA	T1	T2	TOT	SE	IA	T1	T2	TOT	SE	IA	T1	T2	TOT	TW	ORA	TOT	TW	ORA	TOT	TW	ORA	TOT			TW	ORA
73	TRIPATHI HARSHAL SURYAKANT MADHURI	58	10	14	14	96	43	05	09	10	67	29	04	10	10	53	34	04	14	10	62	43	04	15	15	77	25	10	25	10	25	25	50	25	25	50	50	20	25	10	20	20	20	523	P
	21211073		O	O	O	O	O	D	O	O	O	C	P	O	O	B	D	P	O	C	C	B	P	O	O	A	O	10	A	9	E	D	D	C	O	B	O	10	O	10	10	10	18	157.5	8.75
		Grade Pt.				10				10					8					7					9	10	10	9	9	6	6	8	8	8	10	10	10	10	10						
		Credit Pt.				3				2					2					3					3	.5	.5	.5	.5	1	1	1	1	1	1	1	1	1	1						
		CP*GP				30				20					16					21					27	5	4.5	6	6	8	8	10	10	10	10	10									
74	VANNEWAR PRAJWAL VALMIK SHITAL	60	10	15	14	99	43	10	09	09	71	38	10	09	07	64	55	09	15	14	93	60	10	14	15	99	25	10	24	19	15	34	24	17	41	42	20	20	20	612	P				
	21211074		O	O	O	O	O	O	O	O	O	O	O	O	O	B	O	O	O	O	O	O	O	O	O	O	10	O	10	A	C	C	O	C	O	O	10	O	10	10	10	18	177	9.83	
		Grade Pt.				10				10					10					10					10	10	10	10	10	7	7	10	10	10	10	10	10	10							
		Credit Pt.				3				2					2					3					3	.5	.5	.5	.5	1	1	1	1	1	1	1	1	1	1						
		CP*GP				30				20					20					30					30	5	5	7	7	10	10	10	10	10	10	10									
75	WAIRKAR SWARA SANDESH KUNDA	54	10	14	14	92	40	09	08	10	67	33	08	02 @2	09	52	39	05	15	11	70	59	08	10	15	92	25	10	25	21	19	40	24	22	46	44	18	571@2	P@						
	21211075		O	O	O	O	O	O	O	O	O	B	O	P	O	C	C	D	O	B	B	O	O	C	O	O	O	10	O	10	O	A	O	O	O	O	O	10	O	10	8	8	18	166	9.22
		Grade Pt.				10				10					7					8					10	10	10	10	10	10	10	10	10	10	10	10	8	8							
		Credit Pt.				3				2					2					3					3	.5	.5	.5	.5	1	1	1	1	1	1	1	1	1	1						
		CP*GP				30				20					14					24					30	5	5	10	10	10	10	10	10	10	10	10	8	8							
76	WARULE PRANAV MANOHAR SUSHILA	59	10	13	14	96	44	10	09	10	73	37	09	10	10	66	57	08	15	14	94	59	07	14	15	95	24	10	23	23	21	44	23	20	43	44	20	622	P						
	21211076		O	O	O	O	O	O	O	O	O	O	O	O	O	O	O	O	O	O	O	O	B	O	O	O	O	10	O	10	O	O	O	O	O	O	O	10	O	10	10	10	18	180	10
		Grade Pt.				10				10					10					10					10	10	10	10	10	10	10	10	10	10	10	10	10	10							
		Credit Pt.				3				2					2					3					3	.5	.5	.5	.5	1	1	1	1	1	1	1	1	1	1						
		CP*GP				30				20					20					30					30	5	5	10	10	10	10	10	10	10	10	10									
77	YADAV ADITI UMED SANGEETA	56	09	14	14	93	41	09	10	10	70	37	09	09	07	62	57	09	15	11	92	58	10	13	15	96	25	10	24	18	15	33	23	19	42	43	20	600	P						
	21211077		O	O	O	O	O	O	O	O	O	O	O	O	B	O	O	O	O	B	O	O	O	O	O	O	10	O	10	B	C	C	O	A	O	O	10	O	10	10	10	18	177	9.83	
		Grade Pt.				10				10					10					10					10	10	10	10	10	7	7	10	10	10	10	10	10	10							
		Credit Pt.				3				2					2					3					3	.5	.5	.5	.5	1	1	1	1	1	1	1	1	1	1						
		CP*GP				30				20					20					30					30	5	5	7	7	10	10	10	10	10	10	10									

/:FEMALE,#:0.229, @:0.5042, *:0.5045, ADC - Admission Cancelled, RR-Reserved, -- : Fails in Theory or Practical, PRV - Provisional, RCC - 0.5050, A.ABS - Absent, F - Fails, P - Passes, NULL-Null & Void,- Dyslexia Benefit/Person with Disability

G : Grade, GP : GradePoint, C : Credits, CP : Credit Points, ECG : Sum of product of credits & grades, EC : Sum of Creditpoints, SGPI : ECG / EC

[Marks/Grade/GradePoint] : [>=80 and <=100 / O / 10] [>=75 and <80 / A / 9] [>=70 and <75 / B / 8] [>=60 and <70 / C / 7] [>=50 and <60 / D / 6] [>=45 and <50 / E / 5] [>=40 and <45 / P / 4] [>=0 and <40 / F / 0]

Entered by : _____ Read by : _____ Checked by : _____ Principal : _____

