

**REPORT OF THE AUDITORS**

We have audited the annexed Balance sheet of K. J. Somaiya Institute of Engineering as at 31<sup>st</sup> March, 2017 and also the annexed Income & Expenditure Account of the said College for the year ended on that date. We report that –

- a) We have obtained all information and explanations which to the best of our knowledge and belief were necessary for the purpose of our audit.
- b) The Balance Sheet and Income & Expenditure account dealt with by the report are in agreement with the books of accounts; and
- c) In our opinion and to the best of our information and according to the explanations given to us and as shown by the books of K.J. Somaiya Institute of Engineering & Information Technology the said Balance Sheet & Income & Expenditure Account give a true & fair view of the state of affairs of the said College as at 31<sup>st</sup> March, 2017 and of the deficit for the year ended on that date.

For N.N.Desai & Co.  
CHARTERED ACCOUNTANT  
Firm Regn, No.: 106361

*V.N. Desai*  
(VIVEK N. DESAI)



*[Signature]*  
PRINCIPAL  
K. J. SOMAIYA INSTITUTE OF ENGINEERING  
AND INFORMATION TECHNOLOGY  
Sion (E), Mumbai-400 022.

**K.J.SOMAIYA INSTITUTE OF ENGINEERING AND INFORMATION TECHNOLOGY  
BALANCE SHEET AS ON 31ST MARCH 2017**


2015-2016	LIABILITIES	2016-2017	2015-2016	ASSETS	2016-2017
Amount(Rs.)	Amount(Rs.)	Amount(Rs.)	Amount(Rs.)	Amount(Rs.)	Amount(Rs.)
	<b>RESERVES &amp; SURPLUS</b>		461,33,744	<b>FIXED ASSETS (Annexure VII)</b>	494,78,811
536,61,440	<b>SVV TRUST FUND H.O. A/C</b>			<b>INVESTMENTS</b>	
	General Reserve as per last B/S	536,61,440		<b>Fixed Deposits</b>	
	Add: Transfer from Income & Expenditure A/c	(123,42,926)	26,30,094	Axis Bank	54,81,083
	Add :Transfer from Devp. Fund utilised	82,06,834	50,86,892	Oriental Bank of Commerce	32,76,230
			30,63,610	Bank of Baroda	240,00,000
536,61,440	Transfer to SVV Trust Fund H.O.A/c	495,27,099	170,00,000	Kotak Mahindra Bank	172,06,828
			149,13,535	Life Insurance Corp. Gratuity Scheme	5,085
			5,094	FD OBC Link with OBC SB A/c	
2,01,200	<b>Earmarked Fund</b>	1,26,200	426,99,225		499,69,226
75,000	Staff welfare fund				
	Less: staff welfare fund Utilised trans. to General Reserve Fund		1,26,200		
1,26,200				<b>Deposits</b>	
				Reliance Mobile	500
				Cylinder Deposit	1,800
173,10,271	<b>Development Fund</b>	193,36,001	45,390	BEST Electricity	45,390
111,59,202	Op. Balance	145,71,851	13,382	MTNL Telephone Deposit	13,382
91,33,472	Addition During the year	82,06,834	500	University - Sports Security	500
193,36,001	Less: Utilised Transfer to General Fund		61,572		61,572
21,16,078	<b>CURRENT LIABILITIES &amp; PROVISIONS</b>	257,01,018	193,85,146	<b>Current Assets Loans &amp; Advances</b>	273,64,054
	(As per Annexure VIII)			(As per Annexure- IX)	
				<b>CASH AND BANK BALANCES</b>	
153,35,475	<b>Gratuity Fund</b>	178,27,411	9,05,524	Axis Bank Savings Account	62,22,684
50,03,956	Gratuity Fund	145,04,510	5,23,756	Axis Bank ( Exam Account)	1,28,455
11,35,802	Add: Previous Years Provision	64,90,649	25,166	Oriental Bank of Commerce S B A/c	26,649
13,76,218	Add: Current Year Provision	2,68,763	1,36,139	Canara Bank SA A/C	1,41,330
	Less: Fund Utilised		33,681	Canara Bank SWF A/C	34,700
178,27,411			1,52,242	Central Bank	3,12,541
			1,97,158	Bank of Baroda	9,29,052
(77,40,685)	<b>Income &amp; Expenditure as per Last B/S</b>		28,13,777	Kotak Mahindra Bank SB A/C	48,02,521
(77,40,685)	Less: Deficit during the year	(123,42,926)	47,87,443.00		125,97,932
	Less: Transfer to SVV Trust Fund H.O.A/c	(123,42,926)			
1130,67,130	<b>Total</b>	1394,71,595	1130,67,130	<b>Total</b>	1394,71,595

**K. J. SOMAIYA INSTITUTE OF ENGINEERING AND INFORMATION TECHNOLOGY**  
 Principal (E), Mumbai-400 022.

**PRINCIPAL**


Notes to Accounts Annexure Attached  
As per Our Report of Even date  
For N.N.Desai & Co.  
CHARTERED ACCOUNTANT

*V N Desai*  
(VIVEK N. DESAI)  
MEMBER SH.P NO. 106361  
Mumbai, Dated



for K.J.Somaiya Institute of Engineering & Information Technology

*Dr. S. K. Ukharande*  
Dr. S. K. Ukharande  
Principal



*Shri V. Ranganathan*  
Shri V. Ranganathan  
Hon. Secretary


INCOME & EXPENDITURE ACCOUNTS FOR THE YEAR ENDED MARCH 2017

2015-2016	EXPENDITURE	2016-2017	2015-2016	INCOME	2016-2017
1031,75,058	To, Employees Cost (As Per Annexure - I)	1120,04,613	1267,07,735	<u>Fees</u>	1469,35,502
94,58,205	To, Academic Cost (As Per Annexure - II)	102,45,781	67,28,738	<u>Other Fees</u>	54,48,571
45,27,738	To, Administrative Cost (As Per Annexure - III)	61,53,739	77,99,645	<u>Other Income</u> (As Per Annexure - V)	36,62,524
360,38,857	To, Establishment Cost (As Per Annexure - IV)	224,03,322	60,09,815	<u>Interest on F.D/S.B.A/C.</u> (As Per Annexure - VI)	48,31,038
1,33,809	<u>To, Interest on Term Loan</u>	-	11,35,803	<u>Interest On Gratuity Fund</u>	12,54,043
67,88,754	To, Depreciation (As Per Annexure - VII)	101,97,422	-	<u>Software Development Cell</u>	10,34,783
			40,00,000	Previous Year Adjustments	-
	Excess Income Over Expenditure	21,61,584	77,40,685	Excess Expenditure Over Income	-
1601,22,421		1631,66,461	1601,22,421		1631,66,461
-	Previous year Gratuity Adjustment	145,04,510	-	Excess Income Over Expenditure	21,61,584
			-	Excess Expenditure Over Income	123,42,926
-	TOTAL	145,04,510	-	TOTAL	145,04,510

**K. J. SOMAIYA INSTITUTE OF ENGINEERING  
AND INFORMATION TECHNOLOGY**  
 SION (E), MUMBAI-400 022,  
**PRINCIPAL**


Notes to Accounts Annexure Attached  
As per Our Report of Even date  
For N.N.Desai & Co.  
CHARTERED ACCOUNTANT

*N. N. Desai*  
(VIVEK N. DESAI)  
MEMBERSHIP NO. 106361  
Mumbai, Dated



for K. J. Somaiya Institute of Engineering and Information Technology

*S.K. Ukande*  
Dr. S.K. Ukande  
Principal



*V. Ranganathan*  
Shri V. Ranganathan  
Hon. Secretary


**K. J. SOMAIYA INSTITUTE OF ENGINEERING & INFORMATION TECHNOLOGY**  
**STATEMENT OF FIXED ASSETS AS ON 31 ST MARCH 2017.**

**ANNEXURE - VII**

PARTICULARS	RATE OF DEPRECIATION	NET ASSET AS ON 1-Apr-2016	ADDITONS MORE THAN 6 MONTHS	ADDITONS LESS THAN 6 MONTHS	DEDUCTION	TOTAL ASSETS AS ON 31-March-2017	DEPRECIATION			TOTAL DEPRECIATION AS ON 31-MARCH-2017	WRITTEN OFF DURING THE YEAR	NET VALUE AS ON 31-MARCH-2017	
							DEP.UPTO 1-Apr-16	MORE THAN 6 MONTHS	LESS THAN 6 MONTHS				
COMPUTERS (A)													
COMPUTER ( COMPUTER LAB. )	40%	19,77,553	-	1,56,582	-	21,34,135	171,17,130	7,91,021	31,316	8,22,337	179,39,468	13,11,797	
COMPUTER LAB. (BS & H. Dept. )	40%	7,72,636	-	99,120	-	8,71,756	21,52,351	3,09,054	19,824	3,28,878	24,81,229	5,42,878	
I. T. LAB (Software & Equipments)	40%	11,19,495	-	-	-	11,19,495	43,52,826	4,47,798	-	4,47,798	48,00,624	6,71,697	
COMPUTER (I. T. Dept.)	40%	11,77,013	7,10,817	1,21,164	-	20,08,994	38,75,817	7,55,132	24,233	7,79,365	46,55,182	12,29,629	
COMPUTER (Electronic Dept.)	40%	4,55,664	3,73,217	3,60,487	-	11,89,368	14,92,790	3,31,552	72,097	4,03,650	18,96,440	7,85,718	
COMPUTER (EXTC Dept.)	40%	10,56,250	5,73,920	1,17,187	-	17,47,357	31,82,861	6,52,068	23,437	6,75,506	38,58,366	10,71,852	
COMPUTER (Library Dept.)	40%	1,31,274	-	10,650	-	1,41,924	2,81,576	52,510	2,130	54,640	3,36,216	87,284	
COMPUTER Comman Facility	40%	2,63,250	-	45,956	-	3,09,206	3,60,750	1,05,300	-	1,05,300	4,66,050	2,03,906	
COMPUTER (OFFICE )	40%	2,99,731	1,29,071	1,21,687	-	5,50,489	3,69,689	1,71,521	24,337	1,95,858	5,65,547	3,54,631	
COMMON KJSIEIT IT SOFTWARE	40%	10,70,032	-	1,87,976	-	12,58,008	5,95,944	4,28,013	37,595	4,65,608	10,61,552	7,92,400	
<b>SUB TOTAL</b>		<b>83,22,897</b>	<b>17,87,025</b>	<b>12,20,809</b>	<b>-</b>	<b>113,30,731</b>	<b>337,81,735</b>	<b>40,43,969</b>	<b>2,34,971</b>	<b>42,78,942</b>	<b>380,60,675</b>	<b>-</b>	<b>70,51,789</b>
<b>EQUIPMENT (B)</b>													
BEE LAB. EQUIPMENT	15%	8,70,424	-	47,033	-	9,17,457	6,53,020	1,30,564	3,527	1,34,091	7,87,111		7,83,366
CHEMICAL LAB EQUIPMENT	15%	29,797	-	-	-	29,797	1,48,831	4,470	-	4,470	1,53,301		25,327
MECHANICAL LAB. EQUIPMENT	15%	17,285	-	-	-	17,285	86,336	2,593	-	2,593	88,929		14,692

**K. J. SOMAIYA INSTITUTE OF ENGINEERING AND INFORMATION TECHNOLOGY**  
 SION (B), MUMBAI-400 022.

**PRINCIPAL**




K. J. SOMAIYA INSTITUTE OF ENGINEERING & INFORMATION TECHNOLOGY  
STATEMENT OF FIXED ASSETS AS ON 31 ST MARCH 2017.

ANNEXURE - VII

PARTICULARS	RATE OF DEPRECIATION	NET ASSET AS ON 1-Apr-2016	ADDITONS MORE THAN 6 MONTHS	ADDITONS LESS THAN 6 MONTHS	DEDUCTION	TOTAL ASSETS AS ON 31-March-2017	DEPRECIATION			TOTAL DEPRECIATION AS ON 31-MARCH-2017	WRITTEN OFF DURING THE YEAR	NET VALUE AS ON 31-MARCH-2017
							DEP.UPTO 1-Apr-16	MORE THAN 6 MONTHS	LESS THAN 6 MONTHS			
PCB LAB EQUIPMENTS	15%	35,660	-	-	-	35,660	1,52,167	5,349	-	5,349	1,57,516	30,311
ROBOTIC CENTRE	15%	8,926	-	-	-	8,926	22,677	1,339	-	1,339	24,016	7,587
PHYSICS LAB EQUIPMENTS	15%	27,828	-	-	-	27,828	1,00,129	4,174	-	4,174	1,04,303	23,654
WORKSHOP LAB EQUIPMENTS	15%	1,24,370	-	-	-	1,24,370	4,64,389	18,656	-	18,656	4,83,044	1,05,715
ELECTRONIC LAB EQUIPMENTS	15%	75,38,451	-	6,77,579	-	82,16,030	69,99,159	11,30,768	50,818	11,81,586	81,80,745	70,34,444
ELECTRONIC TEL. COMM. LAB EQUIPMENT.	15%	111,56,721	-	5,74,696	-	117,31,417	65,78,460	16,73,508	43,102	17,16,610	82,95,070	100,14,807
E-YANTRA LABORATORIES EQUIPMENT	15%	-	1,72,475	-	-	1,72,475	-	25,871	-	25,871	25,871	1,46,604
MICRO PROCESSOR LAB EQUIPMENTS	15%	1,23,010	-	-	-	1,23,010	2,36,877	18,452	-	18,452	2,55,328	1,04,559
MOBILE PHONE	40%	10,871	-	-	-	10,871	10,062	4,349	-	4,349	14,410	6,523
TOOL KIT	15%	7,260	-	-	-	7,260	36,260	1,089	-	1,089	37,349	6,171
TEACHING AID	15%	85,509	-	-	-	85,509	1,92,691	12,826	-	12,826	2,05,517	72,682
SPORTS EQUIPMENT	15%	34,179	-	43,896	-	78,075	58,594	5,127	3,292	8,419	67,013	69,656
OFFICE EQUIPMENTS	15%	27,11,917	3,263	1,29,700	-	28,44,880	6,73,971	4,07,277	9,728	4,17,005	10,90,976	24,27,876
AUDIO SYSTEMS	15%	4,434	-	-	-	4,434	26,577	665	-	665	27,242	3,769
TELEPHONE EQUIPMENTS	15%	2,03,549	-	21,624	-	2,25,173	1,75,453	30,532	1,622	32,154	2,07,607	1,93,019
XEROX MACHINE	15%	1,40,355	-	-	-	1,40,355	1,54,145	21,053	-	21,053	1,75,198	1,19,302
LIFT	15%	8,29,482	-	-	-	8,29,482	17,51,482	1,24,422	-	1,24,422	18,75,904	7,05,060
AIRCONDITIONER	15%	7,85,892	-	20,25,252	-	28,11,144	10,72,234	1,17,884	1,51,894	2,69,778	13,42,011	25,41,367

K. J. SOMAIYA INSTITUTE OF ENGINEERING AND INFORMATION TECHNOLOGY  
SION (E), MUMBAI-400 022.

Principal



K. J. SOMAIYA INSTITUTE OF ENGINEERING & INFORMATION TECHNOLOGY

STATEMENT OF FIXED ASSETS AS ON 31 ST MARCH 2017.

ANNEXURE - VII


PARTICULARS	RATE OF DEPRECIATION	NET ASSET AS ON 1-Apr-2016	ADDITONS MORE THAN 6 MONTHS	ADDITONS LESS THAN 6 MONTHS	DEDUCTION	TOTAL ASSETS AS ON 31-March-2017	DEPRECIATION				TOTAL DEPRECIATION AS ON 31-MARCH-2017	WRITTEN OFF DURING THE YEAR	NET VALUE AS ON 31-MARCH-2017
							DEP.UPTO 1-Apr-16	MORE THAN 6 MONTHS	LESS THAN 6 MONTHS	DEPRECIATION FOR THE YEAR 2016-17			
ELECTRICALS, SOLARLIGHT & FITTINGS	15%	12,32,892	-	4,48,845	-	16,81,737	32,41,624	1,84,934	33,663	2,18,597	34,60,221	-	14,63,140
REFRIGERATOR	15%	2,853	-	-	-	2,853	14,247	428	-	428	14,675	-	2,425
VACUM CLEANER & WATER PURIFIER	15%	2,040	-	-	-	2,040	10,190	306	-	306	10,496	-	1,734
WATER COOLER	15%	75,511	-	13,000	-	88,511	1,59,260	11,327	975	12,302	1,71,562	-	76,209
FIRE FIGHTING	15%	14,48,956	2,80,947	22,984	-	17,52,887	6,86,335	2,59,486	1,724	2,61,209	9,47,544	-	14,91,678
RAIN WATER HARVESTING SYSTEM	15%	3,01,693	-	-	-	3,01,693	33,521	45,254	-	45,254	78,775	-	2,56,439
<b>SUB TOTAL</b>		<b>278,09,865</b>	<b>4,56,685</b>	<b>40,04,509</b>	<b>-</b>	<b>322,71,159</b>	<b>237,38,690</b>	<b>42,42,700</b>	<b>3,00,346</b>	<b>45,43,046</b>	<b>282,81,736</b>	<b>-</b>	<b>277,28,110</b>
<b>FURNITURE ( C )</b>	<b>10%</b>	<b>64,84,031</b>	<b>1,15,345</b>	<b>3,17,087</b>	<b>-</b>	<b>69,16,463</b>	<b>94,47,251</b>	<b>6,59,938</b>	<b>15,854</b>	<b>6,75,794</b>	<b>101,23,044</b>	<b>-</b>	<b>62,40,669</b>
<b>LIBRARY BOOKS ( D )</b>	<b>40%</b>	<b>13,94,643</b>	<b>93,683</b>	<b>1,28,936</b>	<b>-</b>	<b>16,17,262</b>	<b>51,29,722</b>	<b>5,95,331</b>	<b>25,787</b>	<b>6,21,118</b>	<b>57,50,840</b>	<b>-</b>	<b>9,96,145</b>
<b>COLLEGE LIBRARY BOOKS ( E )</b>	<b>40%</b>	<b>1,29,142</b>	<b>51,675</b>	<b>30,980</b>	<b>-</b>	<b>2,11,797</b>	<b>42,934</b>	<b>72,327</b>	<b>6,196</b>	<b>78,523</b>	<b>1,21,457</b>	<b>-</b>	<b>1,33,275</b>
<b>SUB TOTAL</b>		<b>15,23,786</b>	<b>1,45,358</b>	<b>1,59,916</b>	<b>-</b>	<b>18,29,060</b>	<b>51,72,656</b>	<b>6,67,657</b>	<b>31,983</b>	<b>6,99,641</b>	<b>58,72,297</b>	<b>-</b>	<b>11,29,419</b>
<b>CAPITAL WORK IN PROGRESS ( F )</b>													
<b>BUILDING PROPOSED</b>	<b>2.50%</b>	<b>19,93,169</b>	<b>-</b>	<b>-</b>	<b>-</b>	<b>19,93,169</b>	<b>-</b>	<b>-</b>	<b>-</b>	<b>-</b>	<b>-</b>	<b>-</b>	<b>19,93,169</b>
<b>ACADEMIC TEPM. STRUCTURE WIP</b>	<b>100%</b>	<b>-</b>	<b>3,10,975</b>	<b>50,24,679</b>	<b>-</b>	<b>53,35,654</b>	<b>-</b>	<b>-</b>	<b>-</b>	<b>-</b>	<b>-</b>	<b>-</b>	<b>53,35,654</b>
<b>SUB TOTAL</b>		<b>19,93,169</b>	<b>3,10,975</b>	<b>50,24,679</b>	<b>-</b>	<b>73,28,823</b>	<b>-</b>	<b>-</b>	<b>-</b>	<b>-</b>	<b>-</b>	<b>-</b>	<b>73,28,824</b>
<b>TOTAL ( A TO F )</b>		<b>461,33,748</b>	<b>28,15,388</b>	<b>107,27,100</b>	<b>-</b>	<b>596,76,236</b>	<b>721,40,332</b>	<b>96,14,264</b>	<b>5,83,154</b>	<b>101,97,422</b>	<b>823,37,752</b>	<b>-</b>	<b>494,78,811</b>

for N. N. DESAI & CO.  
CHARTERED ACCOUNTANTS


*V N Desai*  
(VIVEK N. DESAI)

MEMBERSHIP NO. 106361

Mumbai, Dated



*Dr. S. K. Ukarande*  
Principal



*Shri V. Ranganathan*  
Hon. Secretary

K. J. SOMAIYA INSTITUTE OF ENGINEERING AND INFORMATION TECHNOLOGY SION (E), MUMBAI-400 022.

PRINCIPAL